





Year 2 Fractions

By the end of Year 2, children are expected to know the following about **fractions**. They should be able to find halves, thirds or quarters/fourths of either a shape or a quantity. They will understand that all of the parts must be equal. They will be exposed to fractions in their concrete form , pictorially , as well as in the abstract ($1/2$, $1/3$, $1/4$, $2/4$, $3/4$). They will also be introduced to the idea of equivalent fractions by looking at, and comparing, $1/2$ and $2/4$. The children will investigate fractions in a variety of different contexts, including shapes, foods, liquids, money, lengths of string and so on.

Activities & Games!

★ Create some cards with simple fractions on (e.g. $1/2$, $1/3$, $1/4$, $2/4$, $3/4$) Randomly select a card and then draw an image, perhaps a shape, to represent that fraction. For instance, for $1/3$ you might draw:  or .

★★ Towers! Draw a tower and divide it into 12 sections. Shade $1/4$ of your tower in red and $1/3$ of your tower in blue. How many sections are left? Draw some other towers of different sizes and ask a grown up to give you some instructions about what fraction to colour in.


★ Sharing your sweets! If you had a bag of sweets (or carrot sticks) how many will you eat if you have half the bag? What about a quarter? Don't forget to count them first!

★★★ What fractions can you write about this picture?



★★ How can you use a strip of paper to prove to me that $1/2$ is the same as $2/4$?

Going deeper...



Here is a bowl of fruit. Half of the pieces of fruit in the bowl are apples. There are also 3 oranges, 2 pears and a banana. How many apples are there in the bowl?

If, instead, one quarter were apples and one quarter were oranges and there were also 4 bananas, 3 pears and 3 plums, how many would be apples now?

Wonderful websites

My Maths

Use our school log in (Username: **coleridge1**, Password: **success74**) and then your own log in details to access activities related to this topic on the MyMaths website.

You can also have a look to see if there are some other fun games you would like to play!

[Half/Not half](#) Sort the shapes to see if you can identify halves.

[Cover the fraction](#) Look at the shape pattern and try to cover the right amount.

[Sort the shapes](#) Sort these shapes into halves and quarters.

[Fraction matcher](#) Match the fractions!