

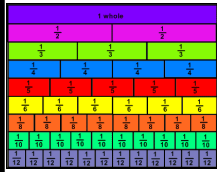
Y3 - Fractions

Over the next half term, children will learn about the concept of fractions, using the terms *whole* and *parts of a whole*. They will be taught that the denominator represents the whole, while the numerator refers to the number of parts of the whole. They are expected to work with both unit fractions (e.g. $\frac{1}{2}$, $\frac{1}{3}$, $\frac{1}{4}$, where the numerator = 1) and non-unit fractions (e.g. $\frac{3}{4}$ or $\frac{2}{5}$, where the numerator is more than 1). They should be able to use visual representations of fractions

how many parts you have

numerator
denominator

how many parts of the whole



to compare and order unit fractions, as well as fractions with the same denominator, by size. They will be taught to find a fraction of a

shape , of a set of objects  and of a number (what is $\frac{1}{4}$ of 16?).


They will also use diagrams to enable them to add and subtract fractions with the same denominator.

$$\frac{2}{9} + \frac{4}{9} = \frac{6}{9}$$

Activities & Games!

★ Fraction flowers - cut a paper plate into equal sized pieces. Colour in each piece and present it as a flower. Can you make a whole garden of them?

★★ Lego fractions - see if you can use some Lego to show different fractions. Take a photo of what you have done.




★★ Equivalent fractions poster - cut out the shape of a large fraction (e.g. $\frac{1}{4}$ or $\frac{1}{2}$) and fill it with equivalent fractions.

★★ How can you cut up a doughnut into 8 equal pieces with only three cuts of a knife?

★ Create some fraction cards. Both you and your partner take a card; whoever has the biggest fraction, keeps it, the other card goes to the bottom of the pile. The winner is the player who has collected the most cards.

★★★ Try to place all of your fraction cards in order along a number line from 0 to 1.

★ Use coloured squares to create a fraction mosaic. Write down what fraction you have used of each colour.



My Maths

Use our school log in (Username: **coleridge1**, Password: **success74**), and then your own log in details to access activities related to our current topic on the MyMaths website. You can also have a look to see if there are some other fun games you would like to play.

Going deeper...

Investigate the successive areas of light blue.

What fraction of the total area of the square does the area of light blue take up in each case?



Can you work out what the next two diagrams would look like?

Wonderful websites

[Fraction Painter](#)

[Comparing Fractions](#)

[Finding Fractions](#)

[Fraction and Coins Game](#)

Whilst it can be very tempting to encourage your child to have a go at the more challenging activities, it is far better to work with them at a level they feel confident with. Significant and regular practise of even the most basic skills outlined in this document will lead to a much deeper understanding and greater proficiency, and ultimately a much more pleasant 'homework' experience for you and your child!