

Objectives we are covering this half term:

This half term we will be reading and writing some **quest stories**. In a quest story there is usually one main character who is searching for something they desire. They encounter a range of challenges along the way and often meet different characters too.

We will be teaching the children how to:

- Effectively build suspense around the climax of a story.
- Write detailed setting and character descriptions that contain the use of rich adjectives, verbs and adverbs - commonly in the same sentence.
- Use paragraphing to indicate shifts in time, place and subject.





Calling all actors!

Visit the library or search through your own collection of books. Can you find a 'Quest story', in which one or more characters are searching for something they desire?

Now it's up to you to bring this story to life!

Create a film script, picking out the key parts of your chosen story. Now focus on the climax of the story and prepare a short drama to perform. Or even better, you could record your own version of this scene to show in class.

Be ready to answer questions about the story.



Wonderful websites

A short clip and some linked activities on writing speech:

<http://www.bbc.co.uk/education/clips/zvftsbk>

Some information and activities linked to different punctuation marks:

http://www.bbc.co.uk/bitesize/ks2/english/spelling_grammar/punctuation/read/1/

Let's write...



Writing your own quest story...

After reading different examples of quest stories it's time to let your imagination go wild and plan your own story to share in class!

Start by carefully planning your story. You might want to make a story map, draw some key pictures for each part, or write a few sentences for each of the parts.

Make sure you include five main sections: an opening, the build up, at least one problem, a resolution and an ending.

Then have a go at writing a part, or even the whole of your story. You could type it, make it into a power point story or write and illustrate it.

Grammar fun

Within your stories you are probably going to want to write some speech. Remind yourself of the rules for writing speech and then prepare a poster, a rhyme or a memory jogger to help others punctuate their speech correctly.

How to write direct speech...



Do you have speech marks at the start and at the end of the words being spoken?

"Action!" said the director.



Have you started a new line every time someone new starts speaking?

"Can we have a close up?" asked Sarah.
"No problem!" replied Thomas.



Do you have a capital letter at the start of the speech?

Bruce said, "Sorry, I forgot my lines."



Have you remembered to add commas?

Paul whispered, "Great job."
"Thank you," replied Justine.



Do you have punctuation inside the speech marks?

"That's a wrap!" cheered the producer.



Inverted commas
Quotation marks
Speech marks

There are 3 names for this piece of punctuation.

“ ”