


WORLD WAR TWO

Over the next *three* half terms, we are studying WORLD WAR TWO. During this topic, we would like you to choose at least TWO projects from this sheet to complete at home to the best of your ability— if you can complete more, then that's great! Bring in your home learning and we will share it together as a year group in a special assembly before the May half term. Home learning entries where we think special effort has been made, will even be rewarded with medals of honour! *If you do not have access to the internet or a library to help you research any project, we will make time in school to aid your home-learning efforts so that you can produce something that you are really proud of. Good luck!*

BUILDING



Research a military vehicle from WW2— it could be a tank, plane, car or boat. Create a detailed diagram or model to show what it looked like with a description.


DRAWING



HELP BRITAIN
FINISH THE JOB!

Create a propaganda poster which has the aim of encouraging people to sign up to join the army. Look up posters from the time to help you design your own.

RESEARCHING



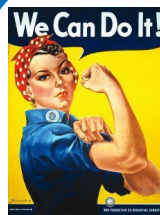
Talk to people in your family and uncover how the war affected members of your family who were alive during the conflict. Prepare a presentation on how their lives were impacted.

BUILDING



Anderson shelters were built by many families across the UK to protect them from any aerial attacks. Build a model Anderson shelter to display in class.

THINKING AND WRITING



The Second World War saw a huge upheaval in women's role in society. Spend some time researching how working opportunities, traditionally only open for men, were made available for women for possibly the first time. What were these types of jobs and what did they involve? Write a diary entry from the perspective of a woman who is now able to work in one of these new areas of employment.

Things to consider:

What / where is this new job?

How is it different to a previous job/lifestyle?

How are men in your family reacting to this change?

What are your hopes for your life when the war is over?

COOKING



Look into what baked goods were made during the Second World War and choose a recipe you can make at home. You could bring in some delicious treats to share with your class in our VE day celebrations towards the end of the topic (date to follow).

PREPARING



During the Blitz, people had to be prepared for bombardment. Create a pamphlet which advises people on how to take precautions against any attack. Include artwork and writing.