

Welcome to Year 2

Staff:

2O – Jessica Razimbaud (Year Team leader)

2P – Kate Ibbotson and Dionne Roach (student teacher)

2B – Florence Tapp (Maths lead)

2R – Nina McMillan

Deborah Rivet is the teaching assistant with **2O** and **2B**.

Basak Yavuz is the teaching assistant with **2R** and **2P**.

Jessie Hood and Louise Mattocks are the SEND and interventions TAs.

Also working with Year 2 this year will be Isabel Richert (Art), Mario Vitrano (PE) and Julia Yesilirmak (PSHE).




Structure of the day

External doors open at **8:50am**. Children should be in school by **8.55**, ready to start at **9am**.

Doors close promptly at **9am**. If you arrive late, please take your child to the office.

If your child is absent due to illness, please let the office know **before 9am**. You can email (admin@coleridgeprimary.net) or leave a message on the school answering machine.

At **3:10pm**, children will be escorted out on to the playgrounds. Once outside, the class teacher will send your child to you. We appreciate your patience during this time.



A typical day

	Monday
9.00-10.00	English/ Maths
10.00- 10.30	Break
10.35-10.50	Fruit Time
10.50-11.10	Spellings
11.10-12.10	English/ Maths
12.10-1.10	Lunch
1.10-1.40	Handwriting
1.40-2.20	Guided reading
2.20-2.50	Topic
2.50-3.10	Assembly

Maths and English in the mornings

In addition to English and maths, we also teach...

- Topic (History/Geography)
- Science
- Guided Reading
- Phonics/spellings daily
- Handwriting x3/week
- PE x2/week
- PSHE once a fortnight
- Religion and Worldviews once a fortnight
- Computing once a fortnight
- Music once a fortnight
- Art once a fortnight
- D&T on specific days each term

Curriculum coverage

Subject	Autumn 1	Autumn2	Spring 1	Spring 2	Summer 1	Summer 2
Topic	Our local are: Crouch End (Geography)	Ancient Maya (History)	China (Geography)	The Victorians (History)	Weather Around the World (Geography)	The Stone Age (History)
Science	Living things & their habitats	Use of everyday materials	Plants	Plants	Animals, including humans	Animals, including humans

You will find curriculum maps for all subjects, including English and Maths, on the school website.



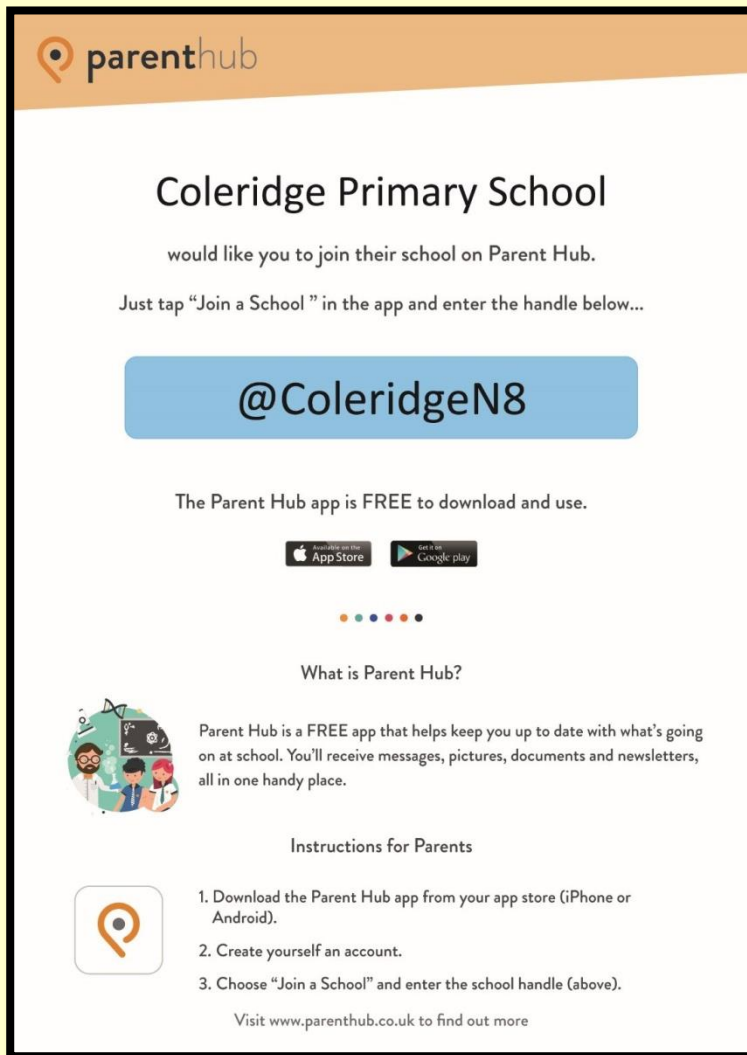
ParentHub

This term, we are launching our new school communication app for parents and carers, *ParentHub*.

The app is designed to keep you more up to date with school life and connected to your children's learning.

Please see the poster opposite on how to download and log onto the app using your smart phone. Once launched, you will be able to access information about the school, your child's year group, their class and their learning. Teachers will also be able to communicate directly with you via the app. Coleridge Families (our PTA) will also be using the app to disseminate information about their events.

If you do not have a smart phone or do not wish to download the app, all school communication will default to your email address.



The poster is for the ParentHub app. At the top is the ParentHub logo. Below it, the text reads 'Coleridge Primary School would like you to join their school on Parent Hub.' followed by 'Just tap "Join a School" in the app and enter the handle below...'. A large blue button contains the handle '@ColeridgeN8'. Below this, it states 'The Parent Hub app is FREE to download and use.' and shows 'Get it on the App Store' and 'GET IT ON Google play' buttons. A row of five colored dots is present. The section 'What is Parent Hub?' includes an illustration of three children and text explaining the app's features. 'Instructions for Parents' lists three steps: downloading the app, creating an account, and joining the school. At the bottom, it says 'Visit www.parenthub.co.uk to find out more'.

parenthub

Coleridge Primary School

would like you to join their school on Parent Hub.

Just tap "Join a School" in the app and enter the handle below...

@ColeridgeN8

The Parent Hub app is FREE to download and use.

Get it on the App Store GET IT ON Google play

What is Parent Hub?

Parent Hub is a FREE app that helps keep you up to date with what's going on at school. You'll receive messages, pictures, documents and newsletters, all in one handy place.

Instructions for Parents

1. Download the Parent Hub app from your app store (iPhone or Android).
2. Create yourself an account.
3. Choose "Join a School" and enter the school handle (above).

Visit www.parenthub.co.uk to find out more

Weekly Overviews

- The weekly overview will be sent out every week. It details the objectives that are being covered in English and maths, as well as any other subjects that are being taught that week. It will now be found on ParentHub.
- There will also be details of any dates for your diaries or reminders for parents.
- We will also send out the **spelling rule** and 6 **spellings** we are learning each week on ParentHub.

Tuesday 20 th September to Friday 23 rd September	
Here is an overview of some of the activities we will be doing this week.	
Week 1	
English Children will write their own page for the <i>Down by the Station</i> book. They will pick their own transport to write about and describe it using some interesting adjectives . They will then use a verb to write something about what the driver of the transport is doing. Once they have their ideas, each child will neatly write their page and then perform it with actions!	Topic We will continue our learning on ancient Maya . We will learn what the term <i>civilisation</i> means. We will learn the names of some ancient Maya cities and locate these on a map of Central America.
Maths This week, we will continue our work on place value. We will learn about the greater than, less than, and equals symbols (< > =), and will use them to compare numbers. We will partition numbers in different ways. E.g. $72 = 70 + 2$ or $60 + 12$. We will also count in 2s, 5s and 10s.	Science We will learn all about different habitats in the UK – <i>urban, coastal, pond</i> and <i>woodland</i> . We will identify different animals and plants that live in each habitat.
PE - This week is Week 1 . 2B have PE on Monday and Friday. 2O have PE on Wednesday and Thursday. 2P have PE on Tuesday and Thursday. 2R have PE on Monday and Wednesday. Each class' PE days is also displayed at the doors where children enter in the morning. Children need to come to school dressed in suitable clothes for PE on their PE days.	Spelling In Year 2, we give the children 6 spellings to learn each week. Over the course of each week, we practise spelling these words in class and have an informal spelling test every Friday to see if children have learnt the spellings. We send home a practise sheet on Tuesdays to help the children learn the spelling rule. This week, we are looking at the /r/ sound spelt 'wr'. The 6 spellings this week are: wrong, write, wrote, wrap, wrist, written

How we teach...

Reading



- From next week, every child will take part in a **guided reading session** once a week.
- In guided reading sessions, the class teacher reads with a small group of children of a similar ability. The children take turns to read aloud. This allows children to continue developing their decoding skills. It provides more opportunities to discuss the text and develop strong comprehension skills.
- Group guided reading sessions take place in a quiet area of the school and provide a positive, focused and enriching reading experience for children. They last for **20 – 25mins**.
- Children who did not meet the expected standard for reading at the end of Year 1 (book **band 5** or lower), will also take part in additional phonics and high-frequency word activities.
- Children need to be reading a **band 9 or 10** level book at the end of Year 2 to be at the expected standard.



How we teach...



Reading

- Children should bring their school reading book and reading diary into school when it is their reading day (We will let you know when this is and put the days up on the doors where you drop off and pick up your child). Up to **Band 6**, we send 2 books home. From **Band 7** onwards, we send 1 book home.
- Reading diaries: These are for you to sign and date when you have read with your child at home. Also included in these diaries are reading activities, reading challenges and the list of words that children should be able to read and spell by the end of Year 2.
- The class teacher will take a look at the diary each week but will not write a weekly comment.
- We will hear children read 1:1 in the penultimate week of every half term.
- In addition to their school reading book/s, the children will be able to choose a book of their choice from the school library once a week. They may need to read this book with a grown-up. Each class has a different library day:
2B: Wednesday **2O**: Friday **2R**: Thursday **2P**: Wednesday



Reading at Home




We encourage as much reading to take place at home as possible. We would advise listening to your child read aloud for at least 10 minutes every day. It is also really useful to still read stories to your child, so that they can see the words as they listen to you, as well as develop a love of stories.



Spellings



- Each week, children will be given 6 spellings to learn that follow a particular spelling rule.
- Over the course of each week, we practise spelling this spelling rule and we do an informal spelling test at the end of the week where we include the words they have been learning at home.
- As with reading, children's spelling can be dramatically improved with regular practice at home.
- Every Tuesday we will send home a spelling activity sheet for your child to complete over the week to help them learn the spelling rule and their spellings.
- A letter will be sent home soon with some additional, simple games to help children learn to spell the 6 words.

 Tuesday 20th September – Spellings


Spellings		Practising our spelling rule -		
Your child's 6 spellings this week are:		Each of the words below has 'wr' missing at the start. Can you write the words correctly by adding the 'wr'. Make sure you can read each word after you have written them. Don't forget the 'w' is silent in 'wr'!		
wrong		ist =	ona =	lagle =
write		eck =	ap =	ite =
wrap		ote =	itten =	
wrist				
written				
All 6 spellings follow the spelling rule we are learning about in class: The 'r' sound is spelt 'wr' at the start of a word.		Look, cover, write, check		
To help your child learn the rule and their spellings, here are a few short spelling activities for them to do at home over the week. (these do not need to be returned to school).				
We will quiz them on these spellings at school on <u>Friday 23rd September</u> .				
Look, cover, write, check	1 st try	2 nd try	3 rd try	
wrong				
write				
wrote				
wrap				
wrist				
written				

How we teach...

Handwriting




- Children will learn to write using a cursive script. Each week we learn 2-3 different letters or groups of letters. These will be on the weekly overview.
- We are learning to use lead-in and lead-out strokes.
- We encourage children to start joining up in all written activities.
- They will not be expected to use a cursive style until they are ready to do so.
- Using a cursive script has a number of benefits.



How we teach...



Writing



- Children take part in regular writing activities.
- We teach both fiction and non-fiction writing throughout the year, as well as poetry.
- In each writing unit, we teach specific grammar and punctuation objectives.
- Please see the weekly overviews for detail on the genre of writing that we are covering and the grammar and punctuation objectives.



Maths



- At Coleridge we teach a **maths mastery** curriculum.
- The children are taught through whole class, highly interactive lessons enabling the children to master the concepts needed for the next step.
- We want to ensure children develop a deep understanding of the Maths, and have firm foundations in place as they move through the school.



Year 2 Maths Curriculum Map												
	Wk 1	Wk 2	Wk 3	Wk 4	Wk 5	Wk 6	Wk 7	Wk 8	Wk 9	Wk 10	Wk 11	Wk 12
Autumn	Place Value			Addition and Subtraction						Money		
Spring	Multiplication and Division					Statistics		Fractions				Position and Direction
Summer	Shape				Length and Height		Time			Mass, Capacity and Temperature		



Maths



- Lessons typically follow a 'ping-pong' structure in which there are various short activities for the children to complete as the teacher questions, explains and demonstrates the relevant concepts.
- Many of these activities will include the use of manipulatives.
- Children are taught as a whole class, and all children are given access to the same learning and tasks.
- Support is provided for any child who is finding the maths difficult. This support might be in the form of adult help, manipulatives, or an easier version of the same task.

Tens	Ones
	

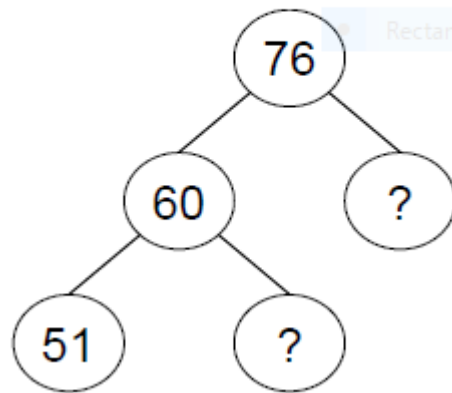


Maths

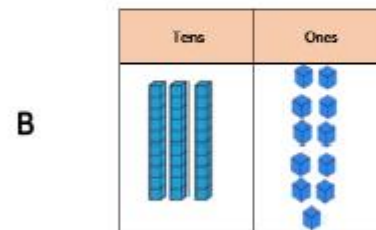
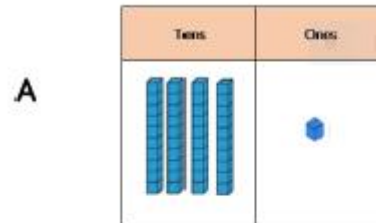
Reasoning and making connections



Complete the extended part whole model:



Are these two place value charts of equal value?



What is the same?

What is different?

True or false?

$3 + 1 < 4$

$3 = 3$

$5 > 4 + 2$

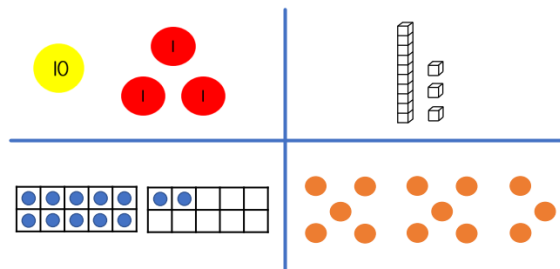
True or false?

$22 = 12 + 10$

$24 > 14 + 10$

$20 + 6 > 24$

Odd one out



<https://coleridgeprimary.net/learning/the-coleridge-curriculum/maths/>

Joel thinks that:



$40 + 2 = 402$

Explain the mistake he has made.

Can you show the correct answer using concrete resources?

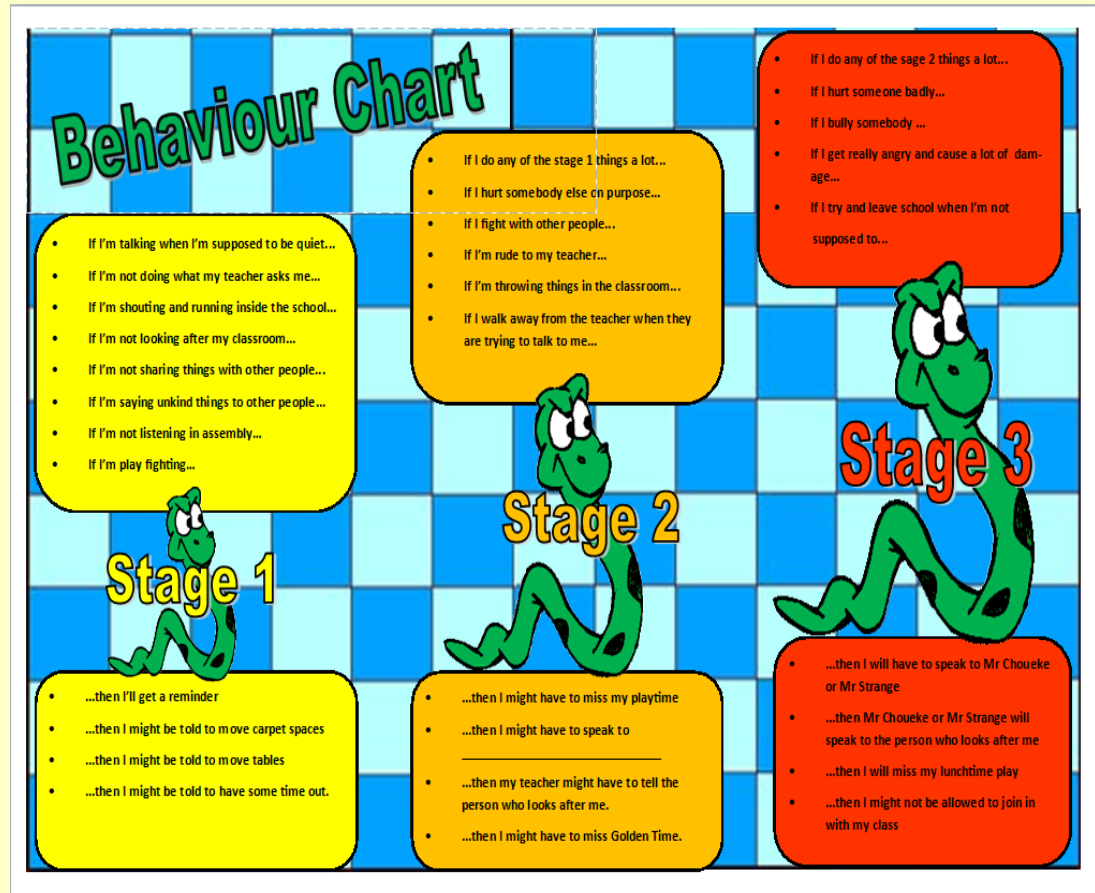
Assessment

- We assess the children's understanding in every lesson using a range of different strategies – questioning, discussions, observations, marking work etc.
- KS1 **SATs** – these are now optional but we have decided to continue administering them. They will take place towards the end of the year and are run in a very low-key way. The children are unlikely to realise they are even happening! We use the information we get from the SATs to help inform our own judgements, along with our own prior knowledge, observations, etc.
- At the end of the year you will be informed whether your child is working **towards**, **within** or above (**greater depth**) the national average in each subject.



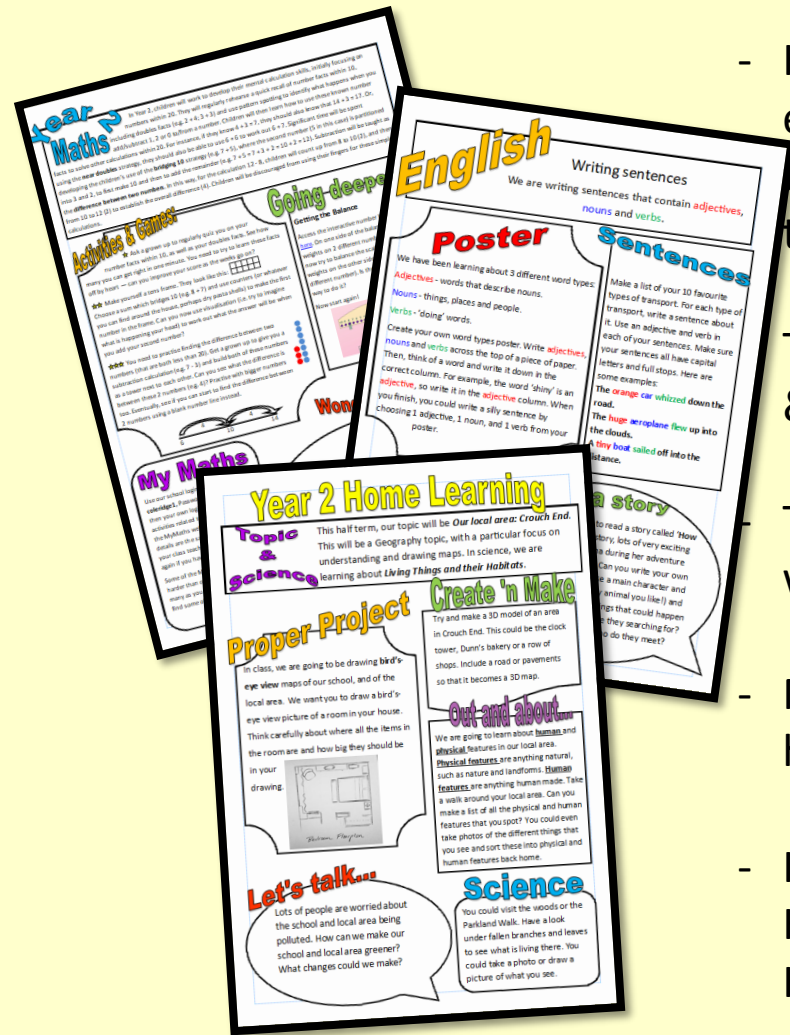
Behaviour

- Golden Books
- Marbles (x6/day for Golden Time on Friday afternoon)
- Reminders
- Lots of praise!
- Some classes also use Superstars, Special Helpers or Secret Sunshines.



Home learning

- Each half term, **Home Learning** is posted on the school website.
- Home Learning is **optional**. However, we strongly encourage your child to complete some of the activities to reinforce the message that learning isn't just confined to the classroom.
- There are Home Learning documents for Maths, English & Wider Curriculum subjects.
- There is a wide range of activities – some are creative whereas others practise skills learnt in class.
- Maths activities are posted on **MyMaths**. You should have login details already, but please speak to us if not.
- If you would like to read a rationale as to why we do Home Learning, this is on our school website in the Home Learning section.
- Although Home Learning is optional, learning the weekly spellings is compulsory as they are statutory and part of the National Curriculum.



Other information

- **Problems or concerns:** As a staff, we are always open to speaking to parents to discuss any issues. Please email the office if you need to speak to your child's teacher (admin@coleridgeprimary.net), including the teacher's name so that the office know who to forward the message onto.
- Please ensure your child wears trainers and appropriate clothing on their PE days.
- Please ensure that your child has a water bottle in school (labelled if possible).
- Lost property – it is helpful if your child's clothes are labelled with their name so that they can be returned to them.
- Shoelaces – if your child is wearing shoes with laces, please help them learn how to tie them up!
- Menus are on the website if you would like to look at these ahead of time with your child.

