

Year 4 Home Learning


Wider Curriculum

Proper Project

History: Arabia and Early Islam - we will learn about Arabia in 570 - 630 CE and how Islam spread across the land.


Science: After finishing Living Things, we will learn about Electricity.

Geography: Earthquakes - we will learn about why earthquakes happen, the effects of earthquakes and how we can live with them.



Insect making!


What is your favourite insect? Spend some time researching your chosen creature, using books and the internet, and find out about its physical features. Think about how it is suited to where it lives. Perhaps you can even locate some in our local area and look at them more closely. Now it's time to make a 3D model of your insect. If you would like to include a fact sheet to go with it, then even better!



Create 'n Make

Many well known artists, such as Andy Goldsworthy, create pieces of art using natural materials. Can you create some artwork using the natural environment? It could be a collage, sculpture, wind chime or anything else you think of.

Remember, don't pick things that are living or growing as this could cause damage. We'd love to see a photograph of your creation, or bring it into school if you can to brighten up our classrooms!



Geography

Buildings that are designed to be earthquake-proof often have the following features:

- Deep foundations
- X-shape supports
- Emergency shut off switches
- Thin walls with steel bars
- Sprinkler system
- Shock absorbers
- Shutters on windows

Using things you have around your house, design and make your own earthquake-proof building. Can you find a way to test its strength?

Earthquake Proof Buildings?



History

Have a go at creating your own Islamic art. Use the pictures for inspiration or watch this video for ideas. [Watch here](#)

