




Y3 Maths

What they need to know...

This half term, your child will be getting to grips with **Numbers 1 to 1000**. They must be able to identify the value of each digit in a 3-digit number, using the terminology hundreds, tens and ones. They will then apply this knowledge to help them write numbers in words, as well as put them into size order. They will work with *Base 10* resources (hundreds , tens  and ones ) in class to help them develop a deeper understanding of numbers.

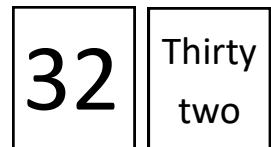
These practical resources will also support your child as they work to improve their mental maths skills. They must be able to add or subtract a 3-digit number and hundreds, tens or ones in their heads. When adding or subtracting tens, for example, they will notice that the hundreds and the ones don't change. Please see the school calculation policy for more information about this.

As the children gain in confidence with the numbers to 1000, they will also be expected to count from 0 in multiples of 50 or 100.

Activities & Games!

☆☆ In class, we have learnt how to play the game 'Nice or Nasty'. Play this game with someone at home. If you need a reminder of the rules, visit the following website: <https://nrich.maths.org/6605> and look at games 1, 2 and 3 only.

☆ Make two sets of cards - one set with numbers written in numerals, and another set with the same numbers written as words. Make a range of 2-digit and 3 digit numbers. Now cut them, mix them up and play matching pairs.



Can you make up any other games to play with these cards?

☆☆☆ Make a set of 0-9 digit cards. Both you and a partner should then choose three of these cards at random. Who can make highest even/odd number? Choose another three cards. Who can make the lowest even/odd number this time? Set a target number (e.g. 500). Who can make a number closest to this target number with their digit cards?




My Maths

Use our school log in (Username: **coleridge1**, Password: **success74**), and then your own log in details to access activities related to our current topic on the MyMaths website. Ask your class teacher to print you a new letter if you have lost your log in details.

This half term, our MyMaths activities are all to do with place value. Have a go at as many as you can, but don't worry if you find some of them a bit too tricky!

Going deeper...

What is the value of the number represented by the counters in the place value grid?

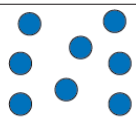


100s	10s	1s
		

Using all of the counters, how many different numbers can you make?

Have you made all the possible numbers?

Explain how you know.

Now look at this place value grid:

100s	10s	1s
		

Captain Conjecture says that 'The number in the place value grid is the largest 3-digit number you can make using all 10 counters'.

Do you agree with him? Explain your reasoning.

Wonderful websites

[Shark Numbers](#)

[Place Value Millionaire](#)

[The Greatest Game Ever](#)

[Coins](#)

Whilst it can be very tempting to encourage your child to have a go at the more challenging activities, it is far better to work with them at a level they feel confident with. Significant and regular practise of even the most basic skills outlined in this document will lead to a much deeper understanding and greater proficiency, and ultimately a much more pleasant 'homework' experience for you and your child!