





Y4 Maths

What they need to know...

Now that the children are in Year 4, they need to develop a secure understanding of numbers beyond 1000. Through use of Base 10 resources (thousands , hundreds , tens  and ones ) children will learn to identify the value of each digit in a 4-digit number (for example, they should know that the **4** in 3422 is **400**). They will also use this knowledge to help them compare and order numbers according to size. In addition to this, children must be able to say what is 1000 more or less than any given number. They will notice that when they add or subtract 1000, the hundreds, tens and ones digits do not change. Children must also be able to round any 4-digit number to the nearest 10, 100 or 1000.

Activities & Games!

★ **Find a partner and a 1–6 dice**, or even a 0–9 dice if you have one. Each of you draw a set of four boxes like this:

--	--	--	--

 Take turns to roll the dice and decide which of your four boxes to fill. Do this four times each until all your boxes are full. Read the four digits as a whole number.

Whoever has the larger four-digit number wins.

There are two possible scoring systems:

- 1) A point for a win. The first person to reach 10, wins the game.
- 2) Work out the difference between the two 4-digit numbers after each round. The winner keeps this score. First to 10,000 wins.

★★ **Roll a dice** (with 6 or 9 numbers on it) four times to get four digits (e.g. 3, 6, 2 and 1). How many different 4-digit numbers can you make with them? Can you make a number that rounds to 3500? Does this change if one of the digits is a zero? Why?

★ **Guess my numbers** - 'Partner 1' chooses a number between 100 and 1000. 'Partner 2' has to try to work out the number in the least possible number of 'yes/no' questions, e.g. 'Does it have more than 5 tens? Is it an odd number? Is there a number greater than 7 in the thousands column? When you round it to the nearest hundred, does it make ____?'

★★★ **Four Digit Targets** - Make two sets of the digits from 0 to 9. Arrange these digits in the five boxes below to make four-digit numbers as close to the target number as possible. You may use each digit once only.

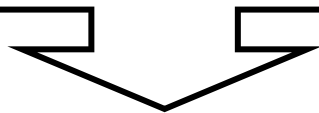
0	1	2	3	4	5	6	7	8	9
0	1	2	3	4	5	6	7	8	9

- | | |
|----------------------|------------------------|
| <input type="text"/> | largest odd number |
| <input type="text"/> | largest even number |
| <input type="text"/> | largest multiple of 3 |
| <input type="text"/> | smallest multiple of 5 |
| <input type="text"/> | number closest to 5000 |

Going deeper...

MISSING DIGITS!

How many positive integers (whole numbers) less than or equal to 4000 can be written down without using the digits 7,8 or 9?



My Maths

Use our school login (Username: **coleridge1**, Password: **success74**), and then your own login details, to access activities related to our current topic on the MyMaths website. Your login details are the same as last year; ask your class teacher to give you these again if you have forgotten them.

The MyMaths activities are set for the year group as a whole, therefore some are harder than others. Feel free to try as many as you can, but don't worry if you find some of them too difficult.

Wonderful websites

[Higher or Lower?](#) - Numbers to 10,000

[Under the sea](#)

[Shark Numbers](#)

[Place Value Basketball](#)

Whilst it can be very tempting to encourage your child to have a go at the more challenging activities, it is far better to work with them at a level they feel confident with. Significant and regular practise of even the most basic skills outlined in this document will lead to a much deeper understanding and greater proficiency, and ultimately a much more pleasant 'homework' experience for you and your child!