

Welcome to Year 2

2B – Jessica Razimbaud (Year Team leader)

2O – Elma Balkwill and Lizzie Davies

2P – Kirsten Schmidt

2R – Kate Ibbotson

Our Year 2 TAs this year are Adriana Idrobo, Charlie Hambis, Coral Lowcock, Jessie Hood/Louise Mattocks (mornings) and Dave Nice (afternoons).

Also working with Year 2 every other week will be Sarah Crawford (Art), Jason Bichri (computing) and Mario Vitrano (PE).




Structure of the day

External doors open at **8:45am**. Children should be in school by **8.50**, when we start the register.

Doors close promptly at **8.50am**. If you arrive late, please take your child to the office.

If your child is absent due to illness, please let the office know **before 8.50am**. You can email (admin@coleridgeprimary.net) or leave a message on the school answering machine.

At **3:20pm**, children will be escorted out on to the playgrounds. Once outside, the class teacher will send your child to you. We appreciate your patience during this time.



Attendance

Daily attendance at school is vital for your child to achieve their full potential.

Missed days of school, and lateness, can really add up over the course of year and negatively impact your child's learning. →

Coming in even a few minutes late can be very unsettling for a child, and means they might miss the start of a lesson.

Permission for absence will only be granted for:

- Illness
- Medical appointments
- Religious holidays
- Exceptional circumstances

Children can still attend school with minor coughs & colds.

The **NHS** have a website page called '**Is my child too ill for school?**' which outlines if you should send your child to school or not.



Attendance


Nationally, there is an **'attendance crisis'** in schools. School attendance is significantly lower than pre-pandemic levels.

There is a major drive from the government to tackle poor attendance. This includes new attendance guidelines for all schools.

If the school are concerned about your child's level of attendance, a member of the school **Senior Leadership Team** will contact you to talk about this and work with you to try and improve your child's attendance.

"School absence is at crisis levels, wreaking havoc on children's education and future life chances. Persistent absence remains eye-wateringly high, up 60 per cent on pre-pandemic levels, with one in five children persistently absent. 29 Feb 2024

 The Centre for Social Justice
<https://www.centreforsocialjustice.org.uk/> CSJ
Call for Immediate Action on School Absence Crisis

 The Guardian

Ofsted reforms to focus on inclusion, behaviour and attendance

Far-reaching reforms aim to support most vulnerable children and 'recognise growing challenges facing education'



 GOV.UK

Major national drive to improve school attendance

Attendance hubs to more than double to support 1000 more schools and £15 million investment to expand the attendance mentor pilot programme.

8 Jan 2024



A typical day

	Monday
8.50 - 10.00	Maths/English
10.00 - 10.30	Break
10.35- 10.50	Fruit Time
10.50- 11.10	Spellings
11.10 - 12.10	Maths/English
12.10 - 1.10	Lunch
1.10- 1.40	Handwriting
1.40 - 2.20	History/ Geography
2.20- 2.50	Guided Reading
2.50- 3.20	Assembly

Maths and English in the mornings


In addition to English and maths, we also teach...

- Topic (History/Geography) x1/week
- Science x1/week
- Guided Reading
- Spellings daily
- Handwriting x3/week
- PE x2/week
- PSHE once a fortnight
- Religion and Worldviews once a fortnight
- Computing once a fortnight
- Music once a fortnight
- Art once a fortnight
- D&T on specific days each term

Curriculum coverage

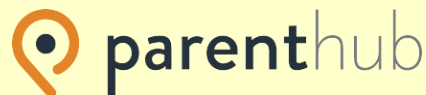
Subject	Autumn 1	Autumn2	Spring 1	Spring 2	Summer 1	Summer 2
Topic	Our local area: Crouch End (Geography)	The Shang Dynasty (History)	China (Geography)	The Victorians (History)	Weather Around the World (Geography)	The Stone Age (History)
Science	Living things & their habitats	Use of everyday materials	Plants	Plants	Animals, including humans	Animals, including humans

You will find curriculum maps for all subjects, including English and Maths, on the school website.



Weekly Overviews

- The weekly overview details the objectives that are being covered in English and maths, as well as any other subjects that are being taught that week. It will be posted on ParentHub at the end of each week for the following week.
- There will also be details of any dates for your diaries or reminders for parents.
- We will also send out the **spelling rule** and **6 spellings** we are learning each week on ParentHub.



Year 2 Weekly Overview – w.b. 09.09.24 (Week 2)

Welcome to Year 2! This week... we have really enjoyed getting to know your children! They have been settling back into school and creating beautiful artwork to decorate their classrooms.

Next week...

Maths – We will start working on place value. We will be looking at two-digit numbers and finding out what each digit is worth. For example, 42= 4 tens and 2 ones.

English – This week, we will read a book called *Down by the Station*. We will identify the **nouns**, **adjectives** and **verbs** in the book. We will then think of our own interesting **adjectives** and **verbs**.

Science –Our unit this half-term is “Living Things and their Habitat”. In our first lesson, we will learn about the difference between living and non-living things. We will find out about the seven life processes.

Geography – Our topic this half-term is “Our Local Area”. As this will involve a lot of map work, our first lesson will be mapping out the continents and oceans of the world, and looking at where in the world we live.

Music – Our unit this half-term is “Our Earth, Our Home”. We will be singing a song about a bumblebee. We will come up with actions for the song and learn about pitch and tempo.

Religion and Worldviews –Our topic this half-term is called “Special Places and Stories”. We will look at Hindu and Christian stories and what they mean to people of those beliefs. In the first lesson, we will explore the concept of special places or objects.

PE – We will be developing accurate rolling, throwing, bouncing and catching skills whilst moving around the space, changing direction with control and avoiding others.

Handwriting – We will learn how to form the letters c, a and d using the lead-in stroke.

Important notices

- Please make sure your child's water bottle is labelled.
- Please ensure your child wears trainers and appropriate clothing on their PE days (leggings, tracksuit bottoms or stretchy shorts are all fine). We ask that children do not wear jewellery and long hair should be tied back for PE.

How we teach...

Reading



- From next week, the children will take part in a **guided reading session** once a week.
- In guided reading sessions, the class teacher reads with a small group of children of a similar ability. The children take turns to read aloud to the teacher. This allows children to continue developing their decoding skills. It provides more opportunities to discuss the text and develop strong comprehension skills.
- Group guided reading sessions take place in a quiet area of the school and provide a positive, focused and enriching reading experience for children. They last for **20 – 25mins.**
- Children who did not meet the expected standard for reading at the end of Year 1 (book **band 5** or lower), will also take part in additional phonics and high-frequency word activities.
- Children need to be reading a **band 9 or 10** level book at the end of Year 2 to be at the expected standard.



How we teach...



Reading

- Children should bring their school reading book and reading diary into school when it is their reading day (reading days tbc soon!). Up to **Band 7**, we send 2 books home. From **Band 8** onwards, we send 1 book home.
- Reading diaries: These are for you to sign and date when you have read with your child at home. Also included in these diaries are reading activities, reading challenges and the list of words that children should be able to read and spell by the end of Year 2.
- The class teacher will take a look at the diary each week and will sometimes write a comment.
- In addition to their school reading book/s, the children will be able to choose a book of their choice from the school library once a week. They may need to read this book with a grown-up. Each class has a different library day:
2B: Friday 2O: Tuesday 2P : Tuesday 2R : Wednesday



Reading at Home



We encourage as much reading to take place at home as possible. We would advise listening to your child read aloud for at least 10 minutes every day. It is also really useful to still read stories to your child, so that they can see the words as they listen to you, as well as develop a love of stories.




How we teach...

Spellings



- Each week, children will be given 6 spellings to learn that follow a particular spelling rule.
- Over the course of each week, we practise spelling this spelling rule and we do an informal spelling test at the end of the week where we include the words they have been learning at home.
- As with reading, children's spelling can be dramatically improved with regular practice at home.
- Every Monday we will send home a spelling activity sheet for your child to complete over the week to help them learn the spelling rule and their spellings.

 Tuesday 20th September – Spellings

Spellings
Your child's 6 spellings this week are:

wrong
write
wrote
wrap
wrist
written

All 6 spellings follow the spelling rule we are learning about in class:
The 'r' sound is spelt 'wr' at the start of a word.

To help your child learn the rule and their spellings, here are a few short spelling activities for them to do at home over the week (these do not need to be returned to school).

We will quiz them on these spellings at school on **Friday 23rd September**.

Practising our spelling rule -
Each of the words below has 'wr' missing at the start. Can you write the words correctly by adding the 'wr'. Make sure you can read each word after you have written them. Don't forget the 'w' is silent in 'write'!

ist = _____ ong = _____ iggle = _____
eck = _____ ap = _____ ite = _____
ote = _____ itten = _____

Look, cover, write, check


Look, cover, write, check	1 st try	2 nd try	3 rd try
wrong			
write			
wrote			
wrap			
wrist			
written			

How we teach...

Handwriting



- Children will learn to write using a cursive script. Each week we learn different letters or groups of letters. These will be on the weekly overview.
- We are learning to use lead-in and lead-out strokes.
- As the year progresses we will encourage children to start joining up in all written activities.
- They will not be expected to use a cursive style in other subjects until they are ready to do so.
- Using a cursive script has a number of benefits.



How we teach...



Writing



- Children take part in regular writing activities.
- We teach both **fiction** and **non-fiction** writing throughout the year, as well as poetry.
- In each writing unit, we teach specific **grammar** and **punctuation** objectives.
- Please see the weekly overviews for detail on the genre of writing that we are covering and the grammar and punctuation objectives.



Maths



- At Coleridge we teach a **maths mastery** curriculum.
- The children are taught through whole class, highly interactive lessons enabling them to master the concepts needed for the next step.
- We want to ensure children develop a deep understanding of the Maths, and have firm foundations in place as they move through the school.



Year 2 Maths Curriculum Map												
	Wk 1	Wk 2	Wk 3	Wk 4	Wk 5	Wk 6	Wk 7	Wk 8	Wk 9	Wk 10	Wk 11	Wk 12
Autumn	Place Value			Addition and Subtraction						Money		
Spring	Multiplication and Division					Statistics		Fractions			Position and Direction	
Summer	Shape				Length and Height		Time		Mass, Capacity and Temperature			



Maths




- Lessons typically follow a 'ping-pong' structure in which there are various short activities for the children to complete as the teacher questions, explains and demonstrates the relevant concepts.
- Many of these activities will include the use of manipulatives.
- Children are taught as a whole class, and all children are given access to the same learning and tasks.
- Support is provided for any child who is finding the maths difficult. This support might be in the form of adult help, manipulatives, or an easier version of the same task.

Tens	Ones
	

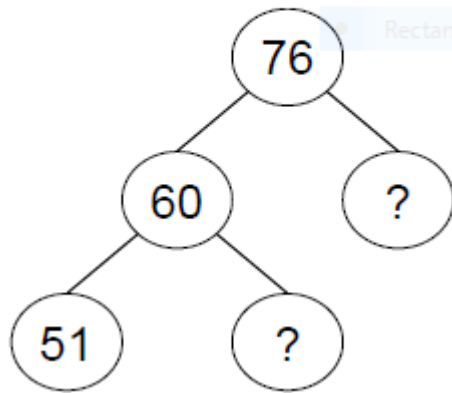


Maths

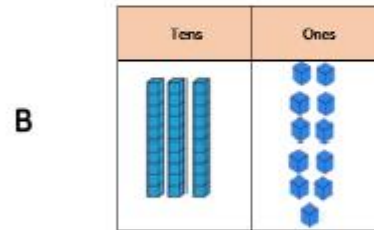
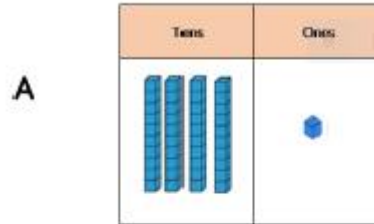


Reasoning and making connections

Complete the extended part whole model:



Are these two place value charts of equal value?



What is the same?

What is different?

True or false?

$3 + 1 < 4$

$3 = 3$

$5 > 4 + 2$

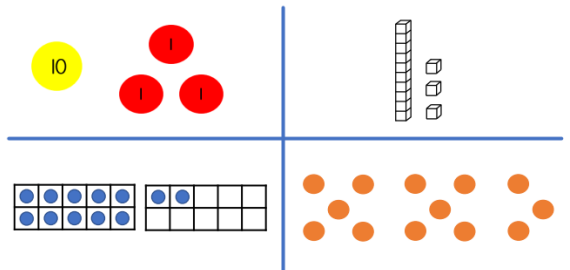
True or false?

$22 = 12 + 10$

$24 > 14 + 10$

$20 + 6 > 24$

Odd one out



Joel thinks that:



$40 + 2 = 402$

Explain the mistake he has made.

Can you show the correct answer using concrete resources?

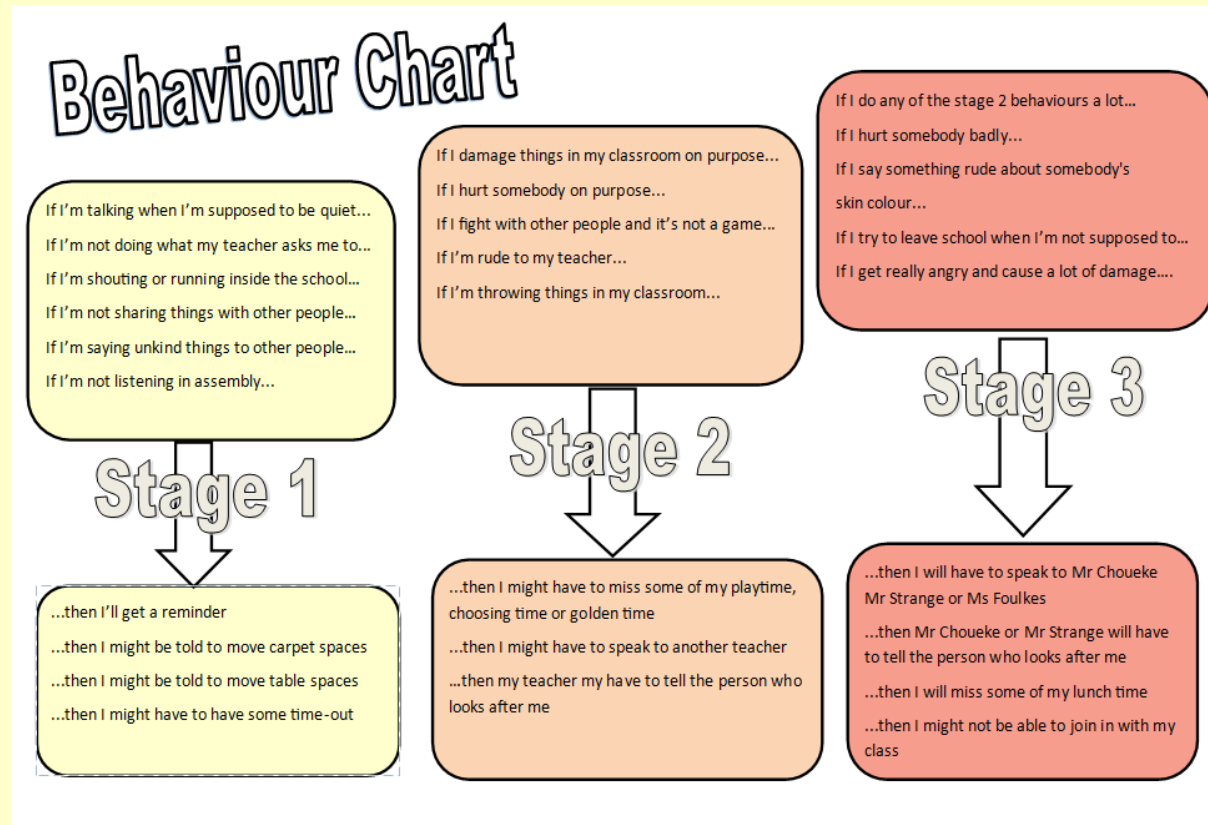
Assessment

- We assess the children's understanding in every lesson using a range of different strategies – questioning, discussions, observations, marking work etc.
- KS1 **SATs** – these are now optional but we have decided to continue administering them. They will take place towards the end of the year and are run in a very low-key way. The children are unlikely to realise they are even happening! We use the information we get from the SATS to help inform our own judgements, along with our own prior knowledge, observations, etc.
- At the end of the year you will be informed whether your child is working **towards**, **within** or above (**greater depth**) the national average in each subject.



Behaviour


- Golden Books
- Marbles (x6/day for Golden Time on Friday afternoon)
- Reminders
- Lots of praise!
- Some classes also use 'Superstars', 'Special Helpers' or 'Secret Sunshines'.




Learning at home

Compulsory

- **Reading** – regularly hearing your child read at home (min. 10 mins every day).



- **Spellings** – helping your child learn the weekly spellings that are sent home by the school.

 Monday 16th September – Spellings

Spellings

Your child's 6 spellings this week are:

- wrong
- write
- wrote
- wrap
- wrist
- written

All 6 spellings follow the spelling rule we are learning about in class: The /r/ sound is sometimes written 'wr' at the start of a word.

To help your child learn the rule and their spellings, here are a few short spelling activities for them to do at home over the week (these do not need to be returned to school).

We will quiz them on these spellings at school on **Friday 20th September**.

Practising our spelling rule -

Each of the words below has 'wr' missing at the start. Can you write the words correctly by adding the 'wr'. Make sure you can read each word after you have written them. Don't forget the 'v' is silent in 'wrist'!

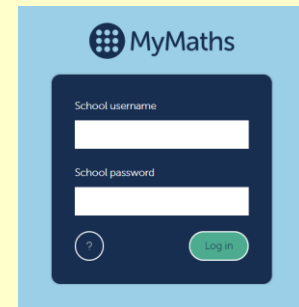
__ist = _____ __ong = _____ __lggle = _____
 __eck = _____ __ap = _____ __ite = _____
 __ote = _____ __itten = _____

Look, cover, write, check

Look, cover, write, check	1 st try	2 nd try	3 rd try
wrong			
write			
wrote			
wrap			
wrist			
written			

Optional

- Each half term, **Home Learning** is posted on the school website and on ParentHub.
- Although Home Learning is **optional**, we strongly encourage your child to complete some of the activities to reinforce the message that learning isn't just confined to the classroom.
- There are Home Learning documents for Maths, English & Wider Curriculum subjects.
- There is a wide range of activities – some are creative whereas others practise skills learnt in class.
- Maths activities are posted on **MyMaths**. You should have login details already.



Communication

ParentHub



We really encourage all parents to get the **ParentHub** App. This is the school's main method of communication. Having the App is the best way of knowing what is going on in your child's year group.

Parent WhatsApp groups

The school does not wish to try and micromanage parent discussions outside the gates, but please can we ask you to approach the school if you have any issues or concerns rather than taking to WhatsApp to discuss them with other parents in an open forum. Unfortunately, we have found that these sorts of discussions can sometimes lead to misinformation and exacerbates issues rather than improve them for those concerned.

Please talk to school staff in the first instance if you have any concerns about your child.



Other information

- **Problems or concerns:** As a staff, we are always open to speaking to parents to discuss any issues. Please email the office if you need to speak to your child's teacher (admin@coleridgeprimary.net), including the teacher's name so that the office know who to forward the message onto.
- Please ensure your child wears trainers and appropriate clothing on their PE days.
- Please ensure that your child has a water bottle in school (labelled if possible).
- Lost property – it is helpful if your child's clothes are labelled with their name so that they can be returned to them if misplaced.
- Shoelaces – if your child is wearing shoes with laces, please help them learn how to tie them up!
- Menus are on the website if you would like to look at these ahead of time with your child.

