

English




Handwriting



Activities & Games!

We will read lots of books about toys. Here are some activities you can do at home:

- Go to the library and find a book about toys. Read the story with a grown up.
- Design a new cover for your chosen story. Think about which characters you want to include.
- Make your own comic strip about the story.
- Write your own toy related story; you might want to use your book for inspiration.



We will continue to practise UPPER and lower case letters this term.

Make an alphabet mat that has both the upper and lower case letters like this:



Make a Toy Museum...

We will be looking at *Lost in the Toy Museum*, by David Lucas.

Can you use your toys to make your own Toy Museum? How will you arrange the toys? Will they be grouped by type, by age, by material? Can you write labels for them, so that visitors can learn something interesting about the toys you display?




Phonics fun

Play a phonics game on the computer. Choose the phase 3 sounds and see how many words you can read.

[Picnic on Pluto](#) - Can you sound out the words and feed Obb and Bob?

[Picture Match](#) - Read the word and match it to the picture.



Websites

[Key Stage 1 English - Topmarks Search](#)

More challenging:

[Small Town Superheroes](#)

[Karate Cats English](#)