



Welcome to Year 2

2B – Rochelle Felstead

2O – Kate Ibbotson and Lizzie Davies

2P – Kirsten Schmidt

2R – Jessica Razimbaud (Year Team leader)



Charlie Hambis is the teaching assistant with 2O and 2B.



Adriana Idrobo is the teaching assistant with 2R and 2P.



Ratiba Berrabah will be working with specific children on a 1:1 basis in the mornings.



Nicola Emms will be working with specific children on a 1:1 basis and helping to support 2B and 2P in the afternoons.

Also working with Year 2 every second week will be Sarah Crawford (Art), Jason Bichri (computing) and Mario Vitrano (PE).


Structure of the day

External doors open at **8:45am**. Children should be in school by **8.50**, when we start the register.

Doors close promptly at **8.50am**. If you arrive late, please take your child to the office.

If your child is absent due to illness, please let the office know **before 8.50am**. You can email (admin@coleridgeprimary.net), leave a message on the school answering machine, or report the absence on ParentHub.

At **3:20pm**, children will be escorted out on to the playgrounds. Once outside, the class teacher will send your child to you. We appreciate your patience during this time.



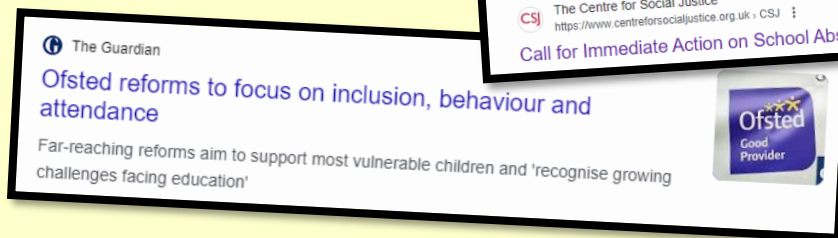
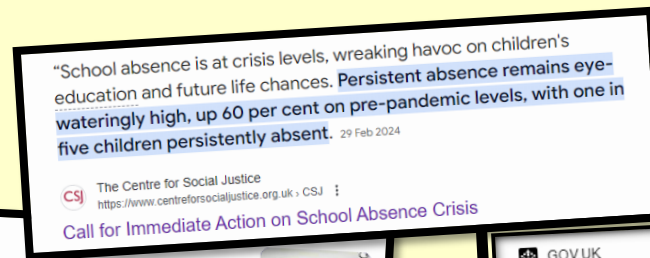
Attendance

Daily attendance at school is **vital** for your child to achieve their **full potential**. Missing days off school can have a real negative impact on your child's learning.

Nationally, there is an '**attendance crisis**' in schools. School attendance is significantly lower than pre-pandemic levels. There is a major drive from the government to tackle poor attendance. This includes new attendance guidelines for all schools.

If the school are concerned about your child's level of attendance, a member of the school **Senior Leadership Team** will contact you to talk about this and work with you to try and improve your child's attendance.

Children can still attend school with minor coughs & colds. The **NHS** have a website page called '**Is my child too ill for school**' which outlines if you should send your child to school or not.



Punctuality

The Importance of Being on Time

- Arriving on time helps your child start the day calmly and confidently.
- Even being just a few minutes late can feel unsettling for a child, as they may walk into a lesson already in progress.
- They risk missing the very start of the lesson, when key instructions or introductions are given.
- Late arrivals disrupt the whole class. The teacher often has to stop & repeat instructions, which takes valuable learning time away from every child.
- A smooth, punctual start ensures the best learning experience for all children.

Lateness, can really add up over the course of year and negatively impact your child's learning.



A typical day

	Monday
8.50 - 10.00	Maths/English
10.00 - 10.30	Break
10.35 - 10.50	Fruit Time
10.50 - 11.10	Spellings
11.10 - 12.10	Maths/English
12.10 - 1.10	Lunch
1.10 - 1.40	Handwriting
1.40 - 2.20	History/Geography
2.20 - 2.50	Guided Reading
2.50 - 3.20	Assembly

Maths and English in the mornings

In addition to English and maths, we also teach...

- History/Geography x1/week
- Science x1/week
- Guided Reading (either small groups or whole class)
- Spellings daily
- Handwriting x3/week
- PE x2/week
- PSHE once every second week
- Religion and Worldviews once every second week
- Computing once every second week
- Music once every second week
- Art once every second week
- D&T on specific days each term

Curriculum coverage

History & Geography	Living things and their habitats	Everyday materials	Plants		Animals, including humans		Science
	Our local area: Crouch End Geography	The Stone Age <i>History</i>	China <i>Geography</i>	The Shang Dynasty <i>History</i>	Weather around the World <i>Geography</i>	The Victorians <i>History</i>	History & Geography

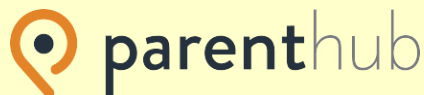
We alternate history and geography topics every half-term.

You will find curriculum maps for all subjects, including English and Maths, on the school website.



Weekly Overviews

- The weekly overview details the objectives that are being covered in English and maths, as well as any other subjects that are being taught that week. It will be posted on ParentHub at the end of each week for the following week.
- There will also be details of any dates for your diaries or reminders for parents.
- We will also send out the **spellings** we are learning each week on ParentHub.



Year 2 Weekly Overview – w.b. 09.09.24 (Week 2)

Welcome to Year 2! This week... we have really enjoyed getting to know your children! They have been settling back into school and creating beautiful artwork to decorate their classrooms.

Next week...

Maths – We will start working on place value. We will be looking at two-digit numbers and finding out what each digit is worth. For example, 42= 4 tens and 2 ones.

English – This week, we will read a book called *Down by the Station*. We will identify the **nouns**, **adjectives** and **verbs** in the book. We will then think of our own interesting **adjectives** and **verbs**.

Science –Our unit this half-term is “Living Things and their Habitat”. In our first lesson, we will learn about the difference between living and non-living things. We will find out about the seven life processes.

Geography – Our topic this half-term is “Our Local Area”. As this will involve a lot of map work, our first lesson will be mapping out the continents and oceans of the world, and looking at where in the world we live.

Music – Our unit this half-term is “Our Earth, Our Home”. We will be singing a song about a bumblebee. We will come up with actions for the song and learn about pitch and tempo.

Religion and Worldviews –Our topic this half-term is called “Special Places and Stories”. We will look at Hindu and Christian stories and what they mean to people of those beliefs. In the first lesson, we will explore the concept of special places or objects.

PE – We will be developing accurate rolling, throwing, bouncing and catching skills whilst moving around the space, changing direction with control and avoiding others.

Handwriting – We will learn how to form the letters c, a and d using the lead-in stroke.

Important notices

- Please make sure your child's water bottle is labelled.
- Please ensure your child wears trainers and appropriate clothing on their PE days (leggings, tracksuit bottoms or stretchy shorts are all fine). We ask that children do not wear jewellery and long hair should be tied back for PE.

How we teach...

Reading



- The children will take part in a **guided reading session** once a week.
- In guided reading sessions, the class teacher reads with a small group of children of a similar ability. The children take turns to read aloud to the teacher. This allows children to continue developing their decoding skills. It provides more opportunities to discuss the text and develop strong comprehension skills.
- Group guided reading sessions take place in a quiet area of the school and provide a positive, focused and enriching reading experience for children. They last for **20 – 25mins**.
- Some weeks, we will do **whole class guided reading** sessions.
- Children who did not meet the expected standard for reading at the end of Year 1 (book **band 5C** or lower), will also take part in additional phonics and high-frequency word activities.
- Children need to be reading a **band 9 or 10** level book at the end of Year 2 to be at the expected standard.

How we teach...



Reading

- Children should bring their school reading book and reading diary into school when it is their reading day (reading days tbc soon!). Up to **Band 7**, we send 2 books home. From **Band 8** onwards, we send 1 book home.
- **Reading diaries:** These are for you to sign and date when you have read with your child at home. Also included in these diaries are reading activities, reading challenges and the list of words that children should be able to read and spell by the end of Year 2. The new reading diaries have not arrived yet- we will send these home as soon as they do!
- The class teacher will take a look at the diary each week and will note which books are being sent home. They may add a comment if they feel it is necessary.
- In addition to their school reading book/s, the children will be able to choose a book of their choice from the school library once a week. They may need to read this book with a grown-up. Each class has a different library day:
2B: Wednesday 2O: Wednesday 2P : Thursday 2R : Friday



Reading at Home



We encourage as much reading to take place at home as possible.

We would advise listening to your child read aloud for at least 10 minutes every day.


It is also really useful to still read stories to your child, so that they can see the words as they listen to you, as well as develop a love of stories.



Spellings



- Each week, children will be given 6 spellings to learn that follow a particular spelling rule.
- Over the course of each week, we practise spelling this spelling rule and we do an informal spelling test at the end of the week where we include the words they have been learning at home.
- As with reading, children's spelling can be dramatically improved with regular practice at home.
- Every Friday, we will send home a spelling activity sheet for your child to complete over the week to help them learn the spelling rule and their spellings.

 Friday 12th September

Look, cover, write, check	1 st try	2 nd try	3 rd try
said			
saw			
where			
you			
with			
then			

Write each of your spelling words in a sentence below. Remember to start your sentence with a capital letter and finish with a full stop or question mark.

1. _____

2. _____

3. _____

4. _____

5. _____

6. _____

Spellings
Your child's 6 spellings this week are:

- said
- saw
- where
- you
- with
- then

These are words that appear very often in the English language. Please help your child to practise reading and writing these words at home.


We will quiz them on these spellings at school on **Friday 19th September**

How we teach...

Handwriting




- Children will learn to write using a cursive script. Each week we learn different letters or groups of letters. These will be on the weekly overview.
- We are learning to use lead-in and lead-out strokes.
- As the year progresses we will encourage children to start joining up in all written activities.
- They will not be expected to use a cursive style in other subjects until they are ready to do so.
- Using a cursive script has a number of benefits.





Writing



- Children take part in regular writing activities.
- We teach both **fiction** and **non-fiction** writing throughout the year, as well as poetry.
- In each writing unit, we teach specific **grammar** and **punctuation** objectives.
- Please see the weekly overviews for detail on the genre of writing that we are covering and the grammar and punctuation objectives.



Maths



- At Coleridge we teach a **maths mastery** curriculum.
- The children are taught through whole class, highly interactive lessons enabling them to master the concepts needed for the next step.
- We want to ensure children develop a deep understanding of the Maths, and have firm foundations in place as they move through the school.



Year 2 Maths Curriculum Map												
	Wk 1	Wk 2	Wk 3	Wk 4	Wk 5	Wk 6	Wk 7	Wk 8	Wk 9	Wk 10	Wk 11	Wk 12
Autumn	Place Value			Addition and Subtraction						Money		
Spring	Multiplication and Division					Statistics		Fractions				Position and Direction
Summer	Shape				Length and Height		Time			Mass, Capacity and Temperature		



Maths



- Lessons typically follow a 'ping-pong' structure in which there are various short activities for the children to complete as the teacher questions, explains and demonstrates the relevant concepts.
- Many of these activities will include the use of manipulatives.
- Children are taught as a whole class, and all children are given access to the same learning and tasks.
- Support is provided for any child who is finding the maths difficult. This support might be in the form of adult help, manipulatives, or an easier version of the same task.

Tens	Ones
	

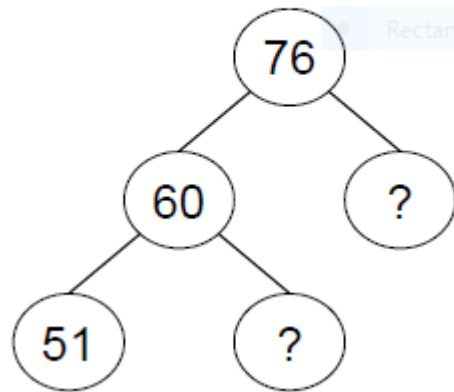


Maths

Reasoning and making connections

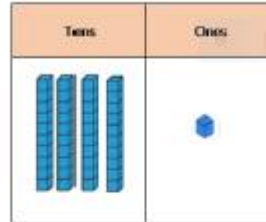


Complete the extended part whole model:

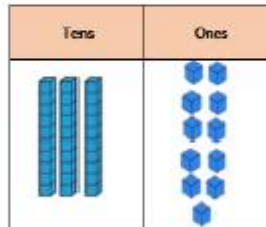


Are these two place value charts of equal value?

A



B



What is the same?

What is different?

True or false?

$$3 + 1 < 4$$

$$3 = 3$$

$$5 > 4 + 2$$

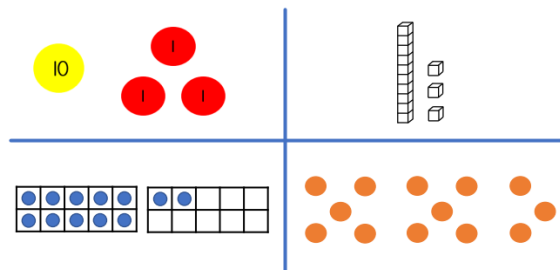
True or false?

$$24 > 14 + 10$$

$$22 = 12 + 10$$

$$20 + 6 > 24$$

Odd one out



Joel thinks that:



$$40 + 2 = 402$$

Explain the mistake he has made.

Can you show the correct answer using concrete resources?

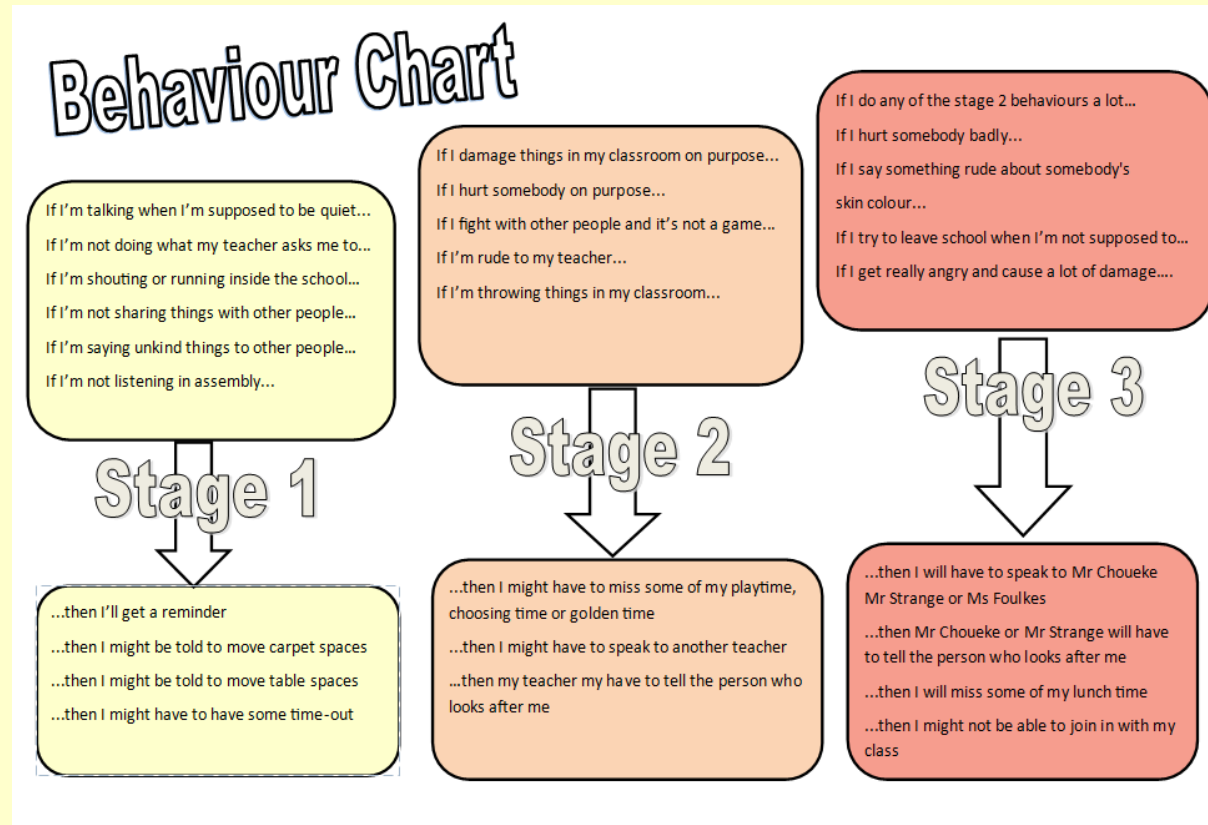
Assessment

- We assess the children's understanding in every lesson using a range of different strategies – questioning, discussions, observations, marking work etc.
- KS1 **SATs** – these are now optional but we have decided to continue administering them. They will take place towards the end of the year and are run in a very low-key way. The children are unlikely to realise they are even happening! We use the information we get from the SATS to help inform our own judgements, along with our own prior knowledge, observations, etc.
- At the end of the year you will be informed whether your child is working **towards**, **within** or above (**greater depth**) the national average in each subject.



Behaviour

- Golden Books
- Marbles (x6/day for Golden Time on Friday afternoon)
- Reminders
- Lots of praise!
- Some classes also use 'Superstars', 'Special Helpers' or 'Secret Sunshines'.



Learning at home


Optional

Compulsory

- **Reading** – regularly hearing your child read at home (min. 10 mins every day).



- **Spellings** – helping your child learn the weekly spellings that are sent home by the school.

 Monday 16th September – Spellings

Spellings

Your child's 6 spellings this week are:

- wrong
- write
- wrote
- wrap
- wrist
- written

All 6 spellings follow the spelling rule we are learning about in class: The /r/ sound is sometimes written 'wr' at the start of a word.

To help your child learn the rule and their spellings, here are a few short spelling activities for them to do at home over the week (these do not need to be returned to school).

We will quiz them on these spellings at school on **Friday 20th September**.

Practising our spelling rule -

Each of the words below has 'wr' missing at the start. Can you write the words correctly by adding the 'wr'. Make sure you can read each word after you have written them. Don't forget the 'v' is silent in 'wrist'!

ist = _____ ong = _____ lggle = _____
 eck = _____ ap = _____ ile = _____
 ole = _____ lten = _____

Look, cover, write, check

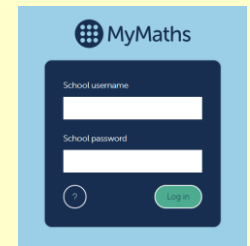
Look, cover, write, check	1 st try	2 nd try	3 rd try
wrong			
write			
wrote			
wrap			
wrist			
written			

- Each half term, **Home Learning** is posted on the school website and on ParentHub.
- Although Home Learning is **optional**, we strongly encourage your child to complete some of the activities to reinforce the message that learning isn't just confined to the classroom.
- There are Home Learning documents for Maths, English & Wider Curriculum subjects. There is a wide range of activities – some are creative whereas others practise skills learnt in class.



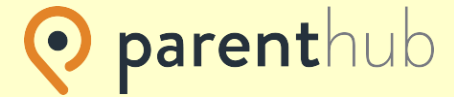
Maths

- Maths activities are posted on **MyMaths**. You should have login details already.



- Each week children are encouraged to complete **ten number or calculation questions** (taking about 10–15 minutes), mainly solved mentally, to build confidence and support their wider maths learning. These are posted on ParentHub.

Communication



ParentHub

We really encourage all parents to get the **ParentHub** App. This is the school's main method of communication. Having the App is the best & easiest way of knowing what is going on in your child's year group.

Parent WhatsApp Groups

- We know parent WhatsApp groups can be useful for sharing reminders and supporting one another.
- However, if you have any concerns about your child or school matters, please contact the school directly rather than raising them in group chats.
- This helps prevent misunderstandings and ensures issues are addressed quickly and accurately.



Other information

- **Problems or concerns:** As a staff, we are always open to speaking to parents to discuss any issues. Please email the office if you need to speak to your child's teacher (admin@coleridgeprimary.net), including the teacher's name so that the office know who to forward the message onto.
- Please ensure your child wears trainers and appropriate clothing on their PE days.
- Please ensure that your child has a water bottle in school (labelled if possible).
- Lost property – it is helpful if your child's clothes are labelled with their name so that they can be returned to them if misplaced.
- Shoelaces – if your child is wearing shoes with laces, please help them learn how to tie them up!
- Menus are on the website if you would like to look at these ahead of time with your child.



Hoş geldin

स्वागत

Bienvenue

Welcome!

Willkommen

مرحباً

Добро пожаловать

欢迎

!Powitanie

¡Bienvenido!

!خوش آمدید



Coleridge Families is our parent/carer and staff association.

- It is a registered charity, organising events and activities
- It raises funds and provides opportunities for our community to come together and connect
- You're automatically a member, at no cost
- New ideas and help volunteering are welcome
- Reps will share event info

Save the dates for our next events!



**Email the Chair with any questions and ideas:
ColeridgeFamilies@gmail.com**